

Oasmia Pharmaceutical AB (publ)

Year-end report for the fiscal year May 2013 - April 2014 €

Page 1-10 is a service to shareholders in the euro zone. It is not the official report in the functional currency of Oasmia, which is SEK, but the first ten pages of that report converted to EUR. The full official report will be found on pages 11-25. The conversion of currency has been made by use of a convenience rate for all figures including those from previous periods. This rate is the closing rate as per April 30, 2014 which was 9.0674 SEK per one EUR. When occasional figures are in SEK or USD it is because the amount is very firmly denominated in that currency.

CONDITIONAL APPROVAL FOR OASMIA'S FIRST PHARMACEUTICAL PRODUCT PACCAL® VET-CA1

FOURTH QUARTER February 1 – April 30, 2014

- Consolidated Net sales amounted to €2 thousand (-)¹
- Operating income amounted to €-3,886 thousand (-2,417)
- Net income after tax amounted to €-4,168 thousand (-2,531)
- Earnings per share amounted to €-0.05 (-0.03)
- Comprehensive income amounted to €-4,168 thousand (-2,531)
- Conditional FDA approval for Paccal® Vet
- MSEK 72 private placement completed
- MSEK 40 bank loan received

THE FISCAL YEAR May 1, 2013 – April 30, 2014

- Consolidated Net sales amounted to €7 thousand (-)
- Operating income amounted to €-10,818 thousand (-7,453)
- Net income after tax amounted to €-11,592 thousand (-7,983)
- Earnings per share amounted to €-0.14 (-0.12)
- Comprehensive income amounted to €-11,592 thousand (-7,983)
- Increased funding of loans
- FDA approved Oasmia's production facility
- Oasmia initiated a clinical program for treatment of breast cancer with Paclical®
- Oasmia initiated pre-clinical studies with OAS-19, which is the first pharmaceutical project with a combination of two active cytostatics in one infusion.

¹ The numbers in parentheses show the results from the corresponding period of the previous year



- The Board does not propose a dividend for the past fiscal year

EVENTS AFTER THE CLOSING DAY

- The Swedish Medical Products Agency approved Oasmia's production facility
- First shipment of Paccal Vet-CA1 to Abbott Animal Health was accomplished
- Paccal Vet-CA1 and XR-17 is presented at ACVIM Forum in Nashville

CEO COMMENTS:

"The conditional approval of Paccal Vet-CA1 in the USA was a milestone for Oasmia and, together with our US American partner Abbott Animal Health, we are now working on the market preparations, with the first shipment to Abbott already made. There will be oral abstracts and symposia related to Paccal Vet-CA1 and to our technology XR-17 at the ACVIM Forum, which is arranged by the American College of Veterinary Internal Medicine and is being held July 4-7 in Nashville, Tennessee. Beyond that we have also successfully continued the development of our other pharmaceutical candidates", says Julian Aleksov, CEO of Oasmia.

Oasmia Pharmaceutical AB develops a new generation of drugs within human and veterinary oncology. The product development aims to manufacture novel formulations based on well-established cytostatics which, in comparison with current alternatives, show improved properties, a reduced side-effect profile and an expanded therapeutic area. The product development is based on in-house research within nanotechnology and company patents. The company share is listed at NASDAQ OMX in Stockholm and at the Frankfurt Stock Exchange.

BUSINESS ACTIVITIES

HUMAN HEALTH

Oasmia's research and development in human health is mainly focused on the common indications ovarian cancer and breast cancer.

Paclical

Paclical is a patented formulation of paclitaxel, in combination with Oasmia's patented technology XR-17. Paclical is designated as an orphan drug (see below) in EU and USA for the indication ovarian cancer.

Oasmia has performed a Phase III study with Paclical for treatment of ovarian cancer, an indication with 225,000 annual new cases globally. The total number of patients in the study is 789, and the final patient was treated in the beginning of 2013, and all patients have then been followed up regarding time to progression. Oasmia is now evaluating the results, which will be used for submission of marketing authorization applications for Paclical in the EU, the US and the rest of the world.

In September 2012, Oasmia submitted an application for market authorization for Paclical in Russia, which is currently being processed by the local pharmaceutical authorities.

Oasmia started a dose finding study with Paclical for weekly treatment of breast cancer in the summer of 2013.

Doxophos[®]

Doxophos is a patented formulation of doxorubicin in combination with XR-17. Doxorubicin is one of the most efficient and used substances for treatment of cancer. Oasmia has compiled documentation for this product candidate and is now planning a clinical Phase I study.

Docecal[®]

Docecal is a patented formulation of the cytostatic docetaxel in combination with XR-17. Oasmia is preparing the clinical program for the product candidate.



OAS-19

OAS-19 is the first oncology product candidate to apply a dual cytostatic agent encapsulation and release mechanism in one infusion. It is the unique properties in XR-17 that make this combination possible. This concept provides Oasmia with another dimension for pharmaceutical development of multiple active substances in one micelle where also substances with different solubility can be combined. Recent pre-clinical studies have shown promising results. The company still intends to start validation of the production of OAS-19 in 2014.

Human Health

CANDIDATE	INDICATION	PRE-CLINICAL	PHASE I	PHASE II	PHASE III	REG./ APPROVAL	RIGHTS	
							GEOGRAPHY	PARTNER
Paclical® (paclitaxel)	Ovarian cancer				Ongoing		Global (ex. RUS/CIS)	
	Metastatic breast cancer					In Registration	RUS/CIS	
		Ongoing					Global	
Doxophos® (doxorubicin)	Breast cancer		Ongoing				Global	
Docecal® (docetaxel)	Breast cancer	Ongoing					Global	
OAS-19 (combination)	Various cancers	Ongoing					Global	

Orphan drug designation is granted for minor indications and entails market exclusivity for seven (EU) and ten (USA) years on the indication, when the drug is approved for market.

ANIMAL HEALTH

Product development within Animal Health is aimed at pharmaceuticals for the treatment of cancer in dogs. The company has two pharmaceutical candidates in this area.

Paccal Vet-CA1

Paccal Vet-CA1 is a patented formulation of paclitaxel, in combination with XR-17. We are anticipating that Paccal Vet-CA1 will be the first injectable chemotherapeutic product marketed for treatment of solid tumours in dogs.

Oasmia has been granted MUMS designation (see below) by the American Food and Drug Administration (FDA) in the USA for Paccal Vet-CA1 in treatment of mastocytoma, mammary carcinoma and squamous cell carcinoma.

Oasmia was granted conditional approval of Paccal Vet-CA1 for treatment of mammary carcinoma and squamous cell carcinoma in February 2014.

The company is conducting a complementary study on Paccal Vet-CA1 for treatment of mastocytoma. The purpose of the study is to measure time to progression for dogs which have been treated 4 times with three week intervals. All 50 randomized dogs were treated in the quarter which ended in April 2014. If the result corresponds to the expectations, Oasmia will submit an application for market approval for Paccal Vet-CA1 to the European authority EMA.

Doxophos® Vet

Doxophos Vet is a patented formulation of doxorubicin in combination with XR-17. Oasmia is developing Doxophos Vet for treatment of lymphoma, which is one of the most common cancers in dogs. Doxophos Vet has been granted a MUMS designation (see below) in the USA for the indication lymphoma.

Oasmia conducts a Phase I study for Doxophos Vet in order to establish the dose for the clinical program. 12 dogs have been treated in May 2014 and Oasmia aims to publish a study report in the autumn of 2014.



Animal Health

CANDIDATE	INDICATION	PRE-CLINICAL	PHASE I	PHASE II	PHASE III	REG./ APPROVAL	RIGHTS	
							GEOGRAPHY	PARTNER
Paccal [®] Vet (paclitaxel)	Mammary/ squamous cell					Approved (Feb 2014)	Global (ex-RUS/JAP)	Abbott Animal Health
	Mast cell				Ongoing		Global (ex-RUS/JAP)	Abbott Animal Health
Doxophos [®] Vet (doxorubicin)	Lymphoma		Ongoing	Planned			Global	Abbott Animal Health

MUMS designation (minor use/minor species) is granted by the FDA either for a small area of use within a common species such as dogs, or for treatment of a less common species. The most interesting aspect of MUMS is the eligibility to apply for conditional market approval with seven years market exclusivity. Conditional market approval enables the manufacturer to make the product available before all necessary efficacy data have been obtained. However, safety data must prove that the product is safe.

THE COMPANY

MSEK 72 private placement completed

In March 2014 Oasmia carried out a MSEK 72 private placement which provided the company with MSEK 68 after issue expenses. The placement was directed at a number of international institutional investors and investors in Sweden. In total 3,800,000 shares were issued to a price of SEK 19 per share. After the placement, the number of shares and votes amounted to 85,572,330. The increase in shares was 4.65 %.

MSEK 40 bank loan received

In March 2014, Oasmia was granted a new MSEK 40 bank loan with a term April 1 – August 31, 2014. The loan replaced a previous MSEK 40 bank loan which was due on March 31, 2014.

Increased funding of loans

In December 2013, the existing loan from Nexttobe AB was extended by one year from December 31, 2013 to December 31, 2014. The interest in 2014 is 8.5 % and it shall be paid in full on December 31, 2014. In addition, Oasmia was in November 2013 granted a new MSEK 40 bank loan which had a term of December 1, to March 31, 2014.

FDA approved Oasmia's production facility

In December 2013, Oasmia announced that the company's production facility in Uppsala has successfully passed a Pre-Approval Inspection by the FDA. The FDA has thus confirmed that Oasmia's manufacturing of Paccal Vet-CA1 meets the requirements of cGMP (current Good Manufacturing Practice).

Warrants

At the Annual General Meeting in September 2013, a resolution was made to offer the company Board of Directors and management the right to acquire warrants in Oasmia Pharmaceutical AB. Subscription of shares supported by warrants must be performed between January 1 and August 15, 2014. As of April 30 2014 no acquisitions of warrants were made.

EVENTS AFTER CLOSING DAY

The Swedish Medicinal Products Agency approved Oasmia's production facility

In May 2014, the Swedish Medicinal Products Agency approved Oasmia's production facility in Uppsala concerning manufacture and sales in the EU. Oasmia now has a fully approved production facility for manufacture of their products for the European market.

First shipment of Paccal Vet-CA1 to Abbott Animal Health was accomplished

In May 2014, Oasmia made its first shipment of Paccal Vet-CA1 to Abbott Animal Health in the USA.

Paccal Vet-CA1 and XR-17 is presented at ACVIM Forum in Nashville American College of Veterinary Internal Medicine arranges the ACVIM Forum in Nashville, Tennessee, June 4-7. There will be oral abstracts and symposiums related to Paccal Vet-CA1 and Oasmia's patented excipient XR-17.

Share price development during the year (SEK)



FINANCIAL INFORMATION

Consolidated Income Statement in brief

€thousands	Note	2014	2013	2013/14	2012/13
		Feb-April	Feb-April	May-April	May-April
Net sales		2	-	7	-
Capitalized development cost	2	923	965	3,249	5,098
Operating income		-3,886	-2,417	-10,818	-7,453
Net income after tax		-4,168	-2,531	-11,592	-7,983
Earnings per share (€), before and after dilution*		-0.05	-0.03	-0.14	-0.12
Comprehensive income for the period		-4,168	-2,531	-11,592	-7,983

*Recalculation of historical figures has been performed with regards to capitalization issue components in the preferential rights share issue carried out in the third quarter 2012/13.

FOURTH QUARTER

February 1 – April 30 2014

Net sales

Net sales amounted to €2 thousand (-).

Capitalized development cost

Capitalized development costs, which concerns Phase III clinical trials, amounted to €923 thousand (965). Of the capitalization, Paclical comprised €540 thousand (720) and Paccal Vet-CA1 comprised €383 thousand (245).



Operating expenses

Operating expenses excluding depreciation and impairment were significantly higher compared to the corresponding quarter of the previous year and amounted to €4,685 thousand (3,246). The nature of the operating expenses has changed. The costs for clinical trials have decreased to some degree, but costs related to preparations for the commercial phase Oasmia is planning for has increased significantly more. The latter refers to among other things method development in production at Oasmia and its contract manufacturers and increased personnel and administration expenses.

Income for the quarter

Net income was €-4,168 thousand (-2,531). The decrease between these two quarters was attributable to significantly increased operating expenses and a significantly decreased degree of capitalization of development costs in Phase III.

THE FISCAL YEAR

May 1, 2013 – April 30, 2014

Net sales

Net sales amounted to €7 thousand (-) and concerned sales of supplies.

Capitalized development cost

Capitalized development costs, which concerns Phase III clinical trials, amounted to €3,249 thousand (5,098). The larger part concerned Paclical which was capitalized with €2,170 thousand (4,589) and a smaller part concerning Paccal Vet-CA1 which contributed with €1,079 thousand (509). The decrease compared to the previous year can be attributed to decreased costs for clinical trials for Paclical.

Other operating income

Other operating income amounted to €491 thousand (278) and mainly resulted from an insurance compensation for a production disruption amounting to €469 thousand.

Operating expenses

Operating expenses excluding depreciation and impairment amounted to €14,020 thousand (12,269). The nature of the operating expenses has changed. The costs for clinical trials have decreased, but costs related to preparations for the commercial phase Oasmia is planning for has increased more. The latter refers to, among others, method development in production at Oasmia and its contract manufacturers and increased personnel and administration expenses.

The number of employees at the end of the year was 78 (75).

Income for the year

Net income was €-11,592 thousand (-7,983). The decrease was to a smaller extent attributable to increased operating expenses and a significantly decreased degree of capitalization of development costs in Phase III compared to the corresponding period in the previous year.

The business activities of the Group have not been affected by seasonal variations or cyclic effects.

Cash flow and Capital expenditures

Cash flow from operating activities amounted to €-9,584 thousand (-7,935).

Cash flow from investing activities amounted to €-3,935 thousand (-6,329). The decreased level of investments concerned capitalized development costs and other intangible assets and property, plant and equipment.

Of these, investments in intangible assets amounted to €3,699 thousand (6,308), consisting of capitalized development costs €3,249 thousand (5,098) and patents and other intangible assets €450 thousand (1,210).

Of these, €236 thousand (488) were investments in property, plant and equipment, mostly production equipment.

Financing

Financing in the period May – December 2013 was performed by liquid assets provided to the company in the preferential rights issue which was completed in November 2012 and a €469 thousand insurance compensation. During the period December 2013 – March 2014 financing was performed by a €4,411 thousand bank loan. During the period March – April 2014, financing was performed by liquid assets provided to the company by the private placement which was completed in March 2014.

Financial position

The consolidated liquid assets at the end of the year amounted to €5,320 thousand (6,943). The interest-bearing liabilities were €15,991 thousand (11,580).

At the end of the year, unutilized credits with banks amounted to €551 thousand (551) and with the principal owner Alceco International S.A. €4,411 thousand (4,411).

Equity at the end of the year amounted to €31,090 thousand (35,198), the equity/assets ratio was 60 % (70 %) and the net debt/equity ratio was 34 % (13 %).

The parent company

The parent company's net sales amounted to €7 thousand (-) and net income before tax amounted to €-11,594 thousand (-7,985). The parent company's liquid assets at the end of the period amounted to €5,320 thousand (6,942).

Future financing

Oasmia now has one product approved but not a sufficient cash flow from operations. For this reason Oasmia continuously work with various financing alternatives. Available consolidated cash and cash equivalent as well and unutilized credit facilities are, as of April 30, are not sufficient to fund the operations during the next 12 months. In light of available financing alternatives and the recent developments in the company, the Board of Directors asses that the prospects are good for the financing of the Company's operations during the next 12 months.

Key ratios and other information

	Note	2014 Feb-April	2013 Feb-April	2013/14 May-April	2012/13 May-April
Number of shares at the close of the period (in thousands), before and after dilution*		85,572	81,772	85,572	81,772
Weighted average number of shares (in thousands) before and after dilution*		83,822	81,772	82,272	68,605
Earnings per share in € before and after dilution*		-0.05	-0.03	-0.14	-0.12
Equity per share, €* Equity/Assets ratio, %		0.36	0.43	0.36	0.43
Net debt, €thousand	2	60	70	60	70
Net debt/Equity ratio, %		10,671	4,637	10,671	4,637
Return on total assets, %		34	13	34	13
Return on equity, %		neg	neg	neg	neg
Number of employees at the end of the period		neg	neg	neg	neg
		78	75	78	75

*Recalculation of historical figures has been performed with regards to capitalization issue components in the preferential rights share issue carried out in the third quarter 2012/13.

Definitions

Earnings per share: The income for the period attributable to the shareholders of the parent company divided by a weighted average number of shares, before and after dilution.

Equity per share: Equity divided by the number of shares at the end of the period

Equity/assets ratio: Equity as a percentage of the balance sheet total.

Net debt: Total borrowing (containing the balance sheet items Short-term and Long-term borrowings and liabilities to credit institutions) with deduction for liquid funds

Net debt/Equity ratio: Net debt in relation to equity.

Return on total assets: Income before deduction of interest expenses in relation to the average balance sheet total.

Return on equity: Income after financial items in relation to the average equity.

Consolidated Income statement

€thousands	Note	2014 Feb-April	2013 Feb-April	2013/14 May-April	2012/13 May-April
Net sales		2	-	7	-
Capitalized development cost	2	923	965	3,249	5,098
Other operating income		4	4	491	278
Raw materials, consumables and goods for resale		-344	-139	-754	-677
Other external expenses	2	-3,090	-1,842	-8,292	-6,906
Employee benefit expenses		-1,251	-1,256	-4,974	-4,677
Depreciation/amortization and impairment		-131	-140	-545	-561
Other operating expenses		0	-10	0	-10
Operating income		-3,886	-2,417	-10,818	-7,453
Financial income		5	30	21	65
Financial expenses		-286	-144	-795	-594
Financial items, net		-281	-114	-774	-529
Income before taxes		-4,168	-2,531	-11,592	-7,983
Taxes	3	-	-	-	-
Income for the period		-4,168	-2,531	-11,592	-7,983
Income for the period attributable to:					
Shareholders of the Parent company		-4,168	-2,531	-11,592	-7,983
Earnings per share, before and after dilution, €		-0.05	-0.03	-0.14	-0.12

Consolidated Statement of comprehensive income

€thousands	2014 Feb-April	2013 Feb-April	2013/14 May-April	2012/13 May-April
Income for the period	-4,168	-2,531	-11,592	-7,983
Comprehensive income for the period	-4,168	-2,531	-11,592	-7,983
Comprehensive income for the period attributable to:				
Shareholders of the Parent company	-4,168	-2,531	-11,592	-7,983
Comprehensive Earnings per share, before and after dilution, €	-0.05	-0.03	-0.14	-0.12

Consolidated statement of financial position

€thousands	Note	2014-04-30	2013-04-30
ASSETS			
Non-current assets			
Property, plant and equipment		2,691	2,885
Capitalized development cost	2,4	41,509	38,259
Other intangible assets		1,470	1,135
Financial assets		0	0
Total Non-current assets		45,670	42,280
Current assets			
Inventories		183	98
Trade receivables		5	-
Other current receivables		301	255
Prepaid expenses and accrued income		177	412
Liquid assets		5,320	6,943
Total Current assets		5,986	7,708
TOTAL ASSETS		51,656	49,988
EQUITY			
Capital and provisions attributable to shareholders of the Parent Company			
Share capital		944	902
Other capital provided		70,684	63,242
Retained earnings		-40,538	-28,946
Total Equity		31,090	35,198
LIABILITIES			
Non-current liabilities			
Other non-current liabilities		98	98
Total Non-current liabilities		98	98
Current liabilities			
Liabilities to credit institutions		4,411	-
Short-term borrowings	5	11,580	11,580
Trade payables		1,930	781
Other current liabilities		176	173
Accrued expenses and prepaid income	2	2,370	2,158
Total Current liabilities		20,467	14,692
Total Liabilities		20,565	14,790
TOTAL EQUITY AND LIABILITIES		51,656	49,988

Contingent liabilities and Pledged assets are presented in note 6.

Consolidated statement of changes in equity

€thousands	Attributable to shareholders of the Parent company			Total equity
	Share capital	Other capital provided	Retained earnings	
Opening balance as of May 1, 2012	631	50,492	-20,963	30,160
Comprehensive income for the period	-	-	-7,983	-7,983
New share issue	271	13,257	-	13,527
Issue expenses	-	-507	-	-507
Closing balance as of April 30, 2013	902	63,242	-28,946	35,198
Opening balance as of May 1, 2013	902	63,242	-28,946	35,198
Comprehensive income for the period	-	-	-11,592	-11,592
New share issue	42	7,921	-	7,963
Issue expenses	-	-478	-	-478
Closing balance as of April 30, 2014	944	70,684	-40,538	31,090

Consolidated Cash flow statement

€thousands	Note	2014	2013	2013/14	2012/13
		Feb-April	Feb-April	May-April	May-April
Operating activities					
Operating income before financial items		-3,886	-2,417	-10,818	-7,453
Depreciation/amortization		131	140	545	561
Disposals of tangible and intangible assets		0	10	0	10
Adjustments for income from divestiture of intangible assets		-	-	-	-174
Interest received		5	30	21	65
Interest paid		-61	-3	-68	-67
Cash flow from operating activities before working capital changes		-3,812	-2,241	-10,319	-7,059
Change in working capital					
Change in inventories		-	-	-85	-66
Change in trade receivables		1	-	-5	-
Change in other current receivables		190	-178	190	-236
Change in trade payables		1,135	292	1,149	-353
Change in other current liabilities	2	-435	-136	-513	-220
Cash flow from operating activities		-2,920	-2,263	-9,584	-7,935
Investing activities					
Investments in intangible fixed assets	2	-1,062	-965	-3,699	-6,308
Divestiture of intangible fixed assets		-	-	-	467
Investments in property, plant and equipment		-207	-9	-236	-488
Cash flow from investing activities		-1,270	-974	-3,935	-6,329
Financing activities					
Increase in liabilities to credit institutions		4,411	-	8,823	-
Decrease in liabilities to credit institutions		-4,411	-	-4,411	-353
New share issue		7,963	-	7,963	13,527
Issue expenses		-478	-4	-478	-507
New loans		-	-	-	8,823
Repayment of loans		-	-	-	-507
Cash flow from financing activities		7,485	-4	11,896	20,983
Cash flow for the period		3,295	-3,240	-1,623	6,720
Cash and cash equivalents at the beginning of the period		2,026	10,184	6,943	224
Cash and cash equivalents at the end of the period		5,321	6,943	5,320	6,943



Oasmia Pharmaceutical AB (publ)

Year-end report for the fiscal year May 2013 - April 2014

CONDITIONAL APPROVAL FOR OASMIA'S FIRST PHARMA- CEUTICAL PRODUCT PACCAL VET-CA1

FOURTH QUARTER February 1 – April 30, 2014

- Consolidated Net sales amounted to TSEK 20 (0)²
- Operating income amounted to TSEK -35 239 (-21 920)
- Net income after tax amounted to TSEK -37 790 (-22 953)
- Earnings per share amounted to SEK -0,45 (-0,28)
- Comprehensive income amounted to TSEK -37 790 (-22 953)
- Conditional FDA approval for Paccal® Vet-CA1
- MSEK 72 private placement completed
- MSEK 40 bank loan received

THE FISCAL YEAR May 1, 2013 – April 30, 2014

- Consolidated Net sales amounted to TSEK 60 (0)
- Operating income amounted to TSEK -98 091 (-67 583)
- Net income after tax amounted to TSEK -105 112 (-72 381)
- Earnings per share amounted to SEK -1,28 (-1,06)
- Comprehensive income amounted to TSEK -105 112 (-72 381)
- Increased funding of loans
- FDA approved Oasmia's production facility
- Oasmia initiated a clinical program for treatment of breast cancer with Paclical
- Oasmia initiated pre-clinical studies with OAS-19, which is the first pharmaceutical project with a combination of two active cytostatics in one infusion.
- The Board does not propose a dividend for the past fiscal year

² The numbers in parentheses show the results from the corresponding period of the previous year



EVENTS AFTER THE CLOSING DAY

- The Swedish Medical Products Agency approved Oasmia's production facility
- First shipment of Paccal Vet-CA1 to Abbott Animal Health was accomplished
- Paccal Vet-CA1 and XR-17 is presented at ACVIM Forum in Nashville

CEO COMMENTS:

"The conditional approval of Paccal Vet-CA1 in the USA was a milestone for Oasmia and, together with our US American partner Abbott Animal Health, we are now working on the market preparations, with the first shipment to Abbott already made. There will be oral abstracts and symposia related to Paccal Vet-CA1 and to our technology XR-17 at the ACVIM Forum, which is arranged by the American College of Veterinary Internal Medicine and is being held July 4-7 in Nashville, Tennessee. Beyond that we have also successfully continued the development of our other pharmaceutical candidates", says Julian Aleksov, CEO of Oasmia.

Oasmia Pharmaceutical AB develops a new generation of drugs within human and veterinary oncology. The product development aims to manufacture novel formulations based on well-established cytostatics which, in comparison with current alternatives, show improved properties, a reduced side-effect profile and an expanded therapeutic area. The product development is based on in-house research within nanotechnology and company patents. The company share is listed at NASDAQ OMX in Stockholm and at the Frankfurt Stock Exchange.

BUSINESS ACTIVITIES

HUMAN HEALTH

Oasmia's research and development in human health is mainly focused on the common indications ovarian cancer and breast cancer.

Paclical

Paclical is a patented formulation of paclitaxel, in combination with Oasmia's patented technology XR-17. Paclical is designated as an orphan drug (see below) in EU and USA for the indication ovarian cancer.

Oasmia has performed a Phase III study with Paclical for treatment of ovarian cancer, an indication with 225,000 annual new cases globally. The total number of patients in the study is 789, and the final patient was treated in the beginning of 2013, and all patients have then been followed up regarding time to progression. Oasmia is now evaluating the results, which will be used for submission of marketing authorization applications for Paclical in the EU, the US and the rest of the world.

In September 2012, Oasmia submitted an application for market authorization for Paclical in Russia, which is currently being processed by the local pharmaceutical authorities.

Oasmia started a dose finding study with Paclical for weekly treatment of breast cancer in the summer of 2013.

Doxophos®

Doxophos is a patented formulation of doxorubicin in combination with XR-17. Doxorubicin is one of the most efficient and used substances for treatment of cancer. Oasmia has compiled documentation for this product candidate and is now planning a clinical Phase I study.

Docecal®







Docecal is a patented formulation of the cytostatic docetaxel in combination with XR-17. Oasmia is preparing the clinical program for the product candidate.

OAS-19

OAS-19 is the first oncology product candidate to apply a dual cytostatic agent encapsulation and release mechanism in one infusion. It is the unique properties in XR-17 that make this combination possible. This concept

provides Oasmia with another dimension for pharmaceutical development of multiple active substances in one micelle where also substances with different solubility can be combined. Recent pre-clinical studies have shown promising results. The company still intends to start validation of the production of OAS-19 in 2014.

Human Health

CANDIDATE	INDICATION	PRE-CLINICAL	PHASE I	PHASE II	PHASE III	REG./ APPROVAL	RIGHTS	
							GEOGRAPHY	PARTNER
Paclical® (paclitaxel)	Ovarian cancer				Ongoing		Global (ex. RUS/CIS)	
						In Registration	RUS/CIS	
	Metastatic breast cancer		Ongoing				Global	
Doxophos® (doxorubicin)	Breast cancer		Ongoing				Global	
Docecal® (docetaxel)	Breast cancer	Ongoing					Global	
OAS-19 (combination)	Various cancers	Ongoing					Global	

Orphan drug designation is granted for minor indications and entails market exclusivity for seven (EU) and ten (USA) years on the indication, when the drug is approved for market.

ANIMAL HEALTH

Product development within Animal Health is aimed at pharmaceuticals for the treatment of cancer in dogs. The company has two pharmaceutical candidates in this area.

Paccal Vet-CA1

Paccal Vet-CA1 is a patented formulation of paclitaxel, in combination with XR-17. We are anticipating on that Paccal Vet-CA1 will be the first injectable chemotherapeutic product marketed for treatment of solid tumours in dogs.

Oasmia has been granted MUMS designation (see below) by the American Food and Drug Administration (FDA) in the USA for Paccal Vet-CA1 in treatment of mastocytoma, mammary carcinoma and squamous cell carcinoma.

Oasmia was granted conditional approval of Paccal Vet-CA1 for treatment of mammary carcinoma and squamous cell carcinoma in February 2014.

The company is conducting a complementary study on Paccal Vet-CA1 for treatment of mastocytoma. The purpose of the study is to measure time to progression for dogs which have been treated 4 times with three week intervals. All 50 randomized dogs were treated in the quarter which ended in April 2014. If the result corresponds to the expectations, Oasmia will submit an application for market approval for Paccal® Vet to the European authority EMA.

Doxophos® Vet

Doxophos Vet is a patented formulation of doxorubicin in combination with XR-17. Oasmia is developing Doxophos Vet for treatment of lymphoma, which is one of the most common cancers in dogs. Doxophos® Vet has been granted a MUMS designation (see below) in the USA for the indication lymphoma.

Oasmia conducts a Phase I study for Doxophos Vet in order to establish the dose for the clinical program. 12 dogs have been treated in May 2014 and Oasmia aims to publish a study report in the autumn of 2014.



Animal Health

CANDIDATE	INDICATION	PRE-CLINICAL	PHASE I	PHASE II	PHASE III	REG./ APPROVAL	RIGHTS	
							GEOGRAPHY	PARTNER
Paccal [®] Vet (paclitaxel)	Mammary/ squamous cell					Approved (Feb 2014)	Global (ex-RUS/JAP)	Abbott Animal Health
	Mast cell				Ongoing		Global (ex-RUS/JAP)	Abbott Animal Health
Doxophos [®] Vet (doxorubicin)	Lymphoma		Ongoing	Planned			Global	Abbott Animal Health

MUMS designation (minor use/minor species) is granted by the FDA either for a small area of use within a common species such as dogs, or for treatment of a less common species. The most interesting aspect of MUMS is the eligibility to apply for conditional market approval with seven years market exclusivity. Conditional market approval enables the manufacturer to make the product available before all necessary efficacy data have been obtained. However, safety data must prove that the product is safe.

THE COMPANY

MSEK 72 private placement completed

In March 2014 Oasmia carried out a MSEK 72 private placement which provided the company with MSEK 68 after issue expenses. The placement was directed at a number of international institutional investors and investors in Sweden. In total 3 800 000 shares were issued to a price of SEK 19 per share. After the placement, the number of shares and votes amounted to 85 572 330. The increase in shares was 4.65 %.

MSEK 40 bank loan received

In March 2014, Oasmia was granted a new MSEK 40 bank loan with a term April 1 – August 31 2014. The loan replaced a previous MSEK 40 bank loan which was due on March 31, 2014.

Increased funding of loans

In December 2013, the existing loan from Nexttobe AB was extended by one year from December 31, 2013 to December 31, 2014. The interest in 2014 is 8.5 % and it shall be paid in full on December 31, 2014. In addition, Oasmia was in November 2013 granted a new MSEK 40 bank loan which had a term of December 1, to March 31, 2014.

FDA approved Oasmia's production facility

In December 2013, Oasmia announced that the company's production facility in Uppsala has successfully passed a Pre-Approval Inspection by the FDA. The FDA has thus confirmed that Oasmia's manufacturing of Paccal Vet-CA1 meets the requirements of cGMP (current Good Manufacturing Practice).

Warrants

At the Annual General Meeting in September 2013, a resolution was made to offer the company Board of Directors and management the right to acquire warrants in Oasmia Pharmaceutical AB. Subscription of shares supported by warrants must be performed between January 1 and August 15, 2014. As of April 30 2014 no acquisitions of warrants were made.

EVENTS AFTER CLOSING DAY

The Swedish Medicinal Products Agency approved Oasmia's production facility

In May 2014, the Swedish Medicinal Products Agency approved Oasmia's production facility in Uppsala concerning manufacture and sales in the EU. Oasmia now has a fully approved production facility for manufacture of their products for the European market.

First shipment of Paccal Vet-CA1 to Abbott Animal Health was accomplished

At May 2014, Oasmia made its first shipment of Paccal Vet-CA1 to Abbott Animal Health in the USA.

Paccal Vet-CA1 and XR-17 is presented at ACVIM Forum in Nashville American College of Veterinary Internal Medicine arranges the ACVIM Forum in Nashville, Tennessee, June 4-7. There will be oral abstracts and symposiums related to Paccal Vet-CA1 and Oasmia's patented excipient XR-17.

Share price development during the year (SEK)



FINANCIAL INFORMATION

Consolidated Income Statement in brief

TSEK	Note	2014 Feb-April	2013 Feb-April	2013/14 May-April	2012/13 May-April
Net sales		20	-	60	-
Capitalized development cost	2	8 367	8 748	29 464	46 229
Operating income		-35 239	-21 920	-98 091	-67 583
Net income after tax		-37 790	-22 953	-105 112	-72 381
Earnings per share (€), before and after dilution*		-0,45	-0,28	-1,28	-1,06
Comprehensive income for the period		-37 790	-22 953	-105 112	-72 381

*Recalculation of historical figures has been performed with regards to capitalization issue components in the preferential rights share issue carried out in the third quarter 2012/13.

FOURTH QUARTER

February 1 – April 30 2014

Net sales

Net sales amounted to TSEK 20 (-).

Capitalized development cost

Capitalized development costs, which concerns Phase III clinical trials, amounted to TSEK 8 367 (8 748). Of the capitalization, Paclical comprised TSEK 4 897 (6 528) and Paccal Vet-CA1 comprised TSEK 3 471 (2 220).



Operating expenses

Operating expenses excluding depreciation and impairment were significantly higher compared to the corresponding quarter of the previous year and amounted to TSEK 42 477 (29 436). The nature of the operating expenses has changed. The costs for clinical trials have decreased some degree, but costs related to preparations for the commercial phase Oasmia is planning for has increased significantly more. The latter refers to among other things method development in production at Oasmia and its contract manufacturers and increased personnel and administration expenses.

Income for the quarter

Net income was TSEK -37 790 (-22 953). The decrease between these two quarters was attributable to significantly increased operating expenses and a significantly decreased degree of capitalization of development costs in Phase III.

THE FISCAL YEAR

May 1, 2013 – April 30, 2014

Net sales

Net sales amounted to TSEK 60 (-) and concerned sales of supplies.

Capitalized development cost

Capitalized development costs, which concerns Phase III clinical trials, amounted to TSEK 29 464 (46 229). The larger part concerned Paclical which was capitalized with TSEK 19 677 (41 611) and a smaller part concerning Paccal Vet-CA1 which contributed with TSEK 9 788 (4 618). The decrease compared to the previous year can be attributed to decreased costs for clinical trials for Paclical.

Other operating income

Other operating income amounted to TSEK 4 454 (2 524) and mainly resulted from an insurance compensation for a production disruption amounting to TSEK 4 250.

Operating expenses

Operating expenses excluding depreciation and impairment amounted to TSEK 127 128(111 247). The nature of the operating expenses has changed. The costs for clinical trials have decreased, but costs related to preparations for the commercial phase Oasmia is planning for has increased more. The latter refers to, among others, method development in production at Oasmia and its contract manufacturers and increased personnel and administration expenses.

The number of employees at the end of the year was 78 (75).

Income for the year

Net income was TSEK -105 112 (-72 381). The decrease was to a smaller extent attributable to increased operating expenses and a significantly decreased degree of capitalization of development costs in Phase III compared to the corresponding period the previous year.

The business activities of the Group have not been affected by seasonal variations or cyclic effects.

Cash flow and Capital expenditures

Cash flow from operating activities amounted to TSEK -86 899 (-71 946).

Cash flow from investing activities amounted to TSEK -35 682 (-57 388). The decreased level of investments concerned capitalized development costs and other intangible assets and property, plant and equipment.

Of these, investments in intangible assets amounted to TSEK 33 545 (57 196), consisting of capitalized development costs TSEK 29 464 (46 229) and patents and other intangible assets TSEK 4 080 (10 967).

Of these, TSEK 2 138 (4 428) were investments in property, plant and equipment, mostly production equipment.

Financing

Financing in the period May – December 2013 was performed by liquid assets provided to the company in the preferential rights issue which was completed in November 2012 and a TSEK 4 250 insurance compensation.



During the period December 2013 – March 2014 financing was performed by a TSEK 40 000 bank loan. During the period March – April 2014, financing was performed by liquid assets provided to the company by the private placement which was completed in March 2014.

Financial position

The consolidated liquid assets at the end of the year amounted to TSEK 48 241 (62 956). The interest-bearing liabilities were TSEK 145 000 (105 000).

At the end of the year, unutilized credits with banks amounted to TSEK 5 000 (5 000) and with the principal owner Alceco International S.A TSEK 40 000 (40 000).

Equity at the end of the year amounted to TSEK 281 907 (319 153), the equity/assets ratio was 60 % (70 %) and the net debt/equity ratio was 34 % (13 %).

The parent company

The parent company's net sales amounted to TSEK 60 (-) and net income before tax amounted to TSEK -105 126 (-72 404). The parent company's liquid assets at the end of the fiscal year amounted to TSEK 48 238 (62 947).

Future financing

Oasmia now has one product approved but not a sufficient cash flow from operations. For this reason Oasmia continuously work with various financing alternatives. Available consolidated cash and cash equivalent as well and unutilized credit facilities are, as of April 30, are not sufficient to fund the operations during the next 12 months. In light of available financing alternatives and the recent developments in the company, the Board of Directors asses that the prospects are good for the financing of the Company's operations during the next 12 months.

Key ratios and other information

	Note	2014 Feb-April	2013 Feb-April	2013/14 May-April	2012/13 May-April
Number of shares at the close of the period (in thousands), before and after dilution *		85 572	81 772	85 572	81 772
Weighted average number of shares (in thousands) before and after dilution*		83 822	81 772	82 272	68 605
Earnings per share in SEK, before and after dilution*		-0,45	-0,28	-1,28	-1,06
Equity per share, SEK*		3,29	3,90	3,29	3,90
Equity/Assets ratio, %	2	60	70	60	70
Net debt, TSEK		96 759	42 044	96 759	42 044
Net debt/Equity ratio, %		34	13	34	13
Return on total assets, %		neg	neg	neg	neg
Return on equity, %		neg	neg	neg	neg
Number of employees at the end of the period		78	75	78	75

*Recalculation of historical figures has been performed with regards to capitalization issue components in the preferential rights share issue carried out in the third quarter 2012/13.

Definitions

Earnings per share: The income for the period attributable to the shareholders of the parent company divided by a weighted average number of shares, before and after dilution.

Equity per share: Equity divided by the number of shares at the end of the period

Equity/assets ratio: Equity as a percentage of the balance sheet total.

Net debt: Total borrowing (containing the balance sheet items Short-term and Long-term borrowings and liabilities to credit institutions) with deduction for liquid funds

Net debt/Equity ratio: Net debt in relation to equity.

Return on total assets: Income before deduction of interest expenses in relation to the average balance sheet total.

Return on equity: Income after financial items in relation to the average equity.

Consolidated Income statement

TSEK	Note	2014	2013	2013/14	2012/13
		Feb-April	Feb-April	May-April	May-April
Net sales		20	-	60	-
Capitalized development cost	2	8 367	8 748	29 464	46 229
Other operating income		34	34	4 454	2 524
Raw materials, consumables and goods for resale		-3 120	-1 260	-6 835	-6 137
Other external expenses	2	-28 015	-16 700	-75 189	-62 616
Employee benefit expenses		-11 343	-11 389	-45 101	-42 408
Depreciation/amortization and impairment		-1 184	-1 265	-4 941	-5 089
Other operating expenses		0	-86	-3	-86
Operating income		-35 239	-21 920	-98 091	-67 583
Financial income		41	274	192	587
Financial expenses		-2 592	-1 308	-7 213	-5 384
Financial items, net		-2 551	-1 034	-7 021	-4 798
Income before taxes		-37 790	-22 953	-105 112	-72 381
Taxes	3	-	-	-	-
Income for the period		-37 790	-22 953	-105 112	-72 381
Income for the period attributable to:					
Shareholders of the Parent company		-37 790	-22 953	-105 112	-72 381
Earnings per share before and after dilution, SEK		-0,45	-0,28	-1,28	-1,06

Consolidated Statement of Comprehensive income

TSEK	2014	2013	2013/14	2012/13
	Feb-April	Feb-April	May-April	May-April
Income for the period	-37 790	-22 953	-105 112	-72 381
Comprehensive income for the period	-37 790	-22 953	-105 112	-72 381
Comprehensive income for the period attributable to:				
Shareholders of the Parent company	-37 790	-22 953	-105 112	-72 381
Comprehensive Earnings per share before and after dilution, SEK	-0,45	-0,28	-1,28	-1,06



Consolidated statement of financial position

TSEK	Note	2014-04-30	2013-04-30
ASSETS			
Non-current assets			
Property, plant and equipment		24 401	26 161
Capitalized development cost	2,4	376 376	346 911
Other intangible assets		13 328	10 294
Financial assets		2	2
Total Non-current assets		414 106	383 368
Current assets			
Inventories		1 656	887
Trade receivables		49	-
Other current receivables		2 729	2 314
Prepaid expenses and accrued income		1 601	3 737
Liquid assets		48 241	62 956
Total Current assets		54 276	69 895
TOTAL ASSETS		468 383	453 263
EQUITY			
Capital and provisions attributable to shareholders of the Parent Company			
Share capital		8 557	8 177
Other capital provided		640 924	573 439
Retained earnings		-367 574	-262 463
Total equity		281 907	319 153
LIABILITIES			
Non-current liabilities			
Other non-current liabilities		891	891
Total Non-current liabilities		891	891
Current liabilities			
Liabilities to credit institutions		40 000	-
Short-term borrowings	5	105 000	105 000
Trade payables		17 503	7 084
Other current liabilities		1 594	1 566
Accrued expenses and prepaid income	2	21 488	19 569
Total Current liabilities		185 584	133 219
Total Liabilities		186 476	134 110
TOTAL EQUITY AND LIABILITIES		468 383	453 263

Contingent liabilities and Pledged assets are presented in note 6.

Consolidated statement of changes in equity

TSEK	Attributable to shareholders of the Parent company			Total equity
	Share capital	Other capital provided	Retained earnings	
Opening balance as of May 1, 2012	5 724	457 832	-190 082	273 474
Comprehensive income for the period	-	-	-72 381	-72 381
New share issue	2 453	120 205	-	122 658
Issue expenses	-	-4 598	-	-4 598
Closing balance as of April 30, 2013	8 177	573 439	-262 463	319 153
Opening balance as of May 1, 2013	8 177	573 439	-262 463	319 153
Comprehensive income for the period	-	-	-105 112	-105 112
New share issue	380	71 820	-	72 200
Issue expenses	-	-4 335	-	-4 335
Closing balance as of April 30, 2014	8 557	640 924	-367 574	281 907

Consolidated Cash flow statement

TSEK	Note	2014	2013	2013/14	2012/13
		Feb-April	Feb-April	May-April	May-April
Operating activities					
Operating income before financial items		-35 239	-21 920	-98 091	-67 583
Depreciation/amortization		1 184	1 265	4 941	5 089
Disposals of tangible and intangible assets		0	86	3	86
Adjustments for income from divestiture of intangible assets		-	-	-	-1 579
Interest received		41	274	192	587
Interest paid		-549	-28	-617	-611
Cash flow from operating activities before working capital changes		-34 564	-20 322	-93 571	-64 010
Change in working capital					
Change in inventories		0	-	-769	-597
Change in trade receivables		10	-	-49	-
Change in other current receivables		1 720	-1 618	1 721	-2 142
Change in trade payables		10 294	2 652	10 419	-3 197
Change in other current liabilities	2	-3 941	-1 230	-4 650	-1 999
Cash flow from operating activities		-26 481	-20 518	-86 899	-71 946
Investing activities					
Investments in intangible fixed assets	2	-9 633	-8 748	-33 545	-57 196
Divestiture of intangible fixed assets		-	-	-	4 235
Investments in property, plant and equipment		-1 878	-80	-2 138	-4 428
Cash flow from investing activities		-11 511	-8 828	-35 682	-57 388
Financing activities					
Increase in liabilities to credit institutions		40 000	-	80 000	-
Decrease in liabilities to credit institutions		-40 000	-	-40 000	-3 197
New share issue		72 200	-	72 200	122 658
Issue expenses		-4 335	-37	-4 335	-4 598
New loans		-	-	-	80 000
Repayment of loans		-	-	-	-4 600
Cash flow from financing activities		67 865	-37	107 865	190 263
Cash flow for the period		29 873	-29 382	-14 716	60 928
Cash and cash equivalents at the beginning of the period		18 368	92 338	62 956	2 028
Cash and cash equivalents at the end of the period		48 241	62 956	48 241	62 956

Parent Company Income statement

TSEK	Note	2014 Feb-April	2013 Feb-April	2013/14 May-April	2012/13 May-April
Net sales		20	-	60	-
Capitalized development cost	2	8 367	8 748	29 464	46 229
Other operating income		34	34	4 454	2 524
Raw materials, consumables and goods for resale		-3 120	-1 260	-6 835	-6 137
Other external expenses	2	-28 001	-16 686	-75 129	-62 509
Employee benefit expenses		-11 343	-11 389	-45 101	-42 408
Depreciation/amortization and impairment of property, plant, equipment and intangible assets		-1 184	-1 261	-4 938	-5 074
Other operating expenses		0	-86	0	-86
Operating income		-35 226	-21 902	-98 025	-67 461
Result from participations in Group companies	5	-50	-30	-80	-145
Other interest revenues and similar revenues		41	274	192	587
Interest cost and similar costs		-2 592	-1 308	-7 213	-5 384
Financial items, net		-2 601	-1 064	-7 101	-4 942
Income after financial items		-37 826	-22 966	-105 126	-72 404
Taxes	3	-	-	-	-
Income for the period		-37 826	-22 966	-105 126	-72 404

Parent Company Balance Sheet

TSEK	Note	2014-04-30	2013-04-30
ASSETS			
Non-current assets			
Intangible fixed assets			
Capitalized development cost	2,4	376 376	346 911
Concessions, patents, licenses, trademarks and similar rights		13 328	10 288
Property, plant and equipment			
Equipment, tools, fixtures and fittings		22 988	20 355
Construction in progress and advance payments for property, plant and equipment		1 413	5 805
Financial assets			
Participations in group companies		110	110
Other securities held as non-current assets		1	1
Total Non-current assets		414 215	383 471
Current assets			
Inventories			
Raw materials and consumables		1 656	887
		1 656	887
Current receivables			
Trade receivables		49	-
Other current receivables		2 727	2 312
Prepaid expenses and accrued income		1 592	3 721
		4 368	6 033
Cash and bank balances		48 238	62 947
Total current assets		54 263	69 867
TOTAL ASSETS		468 478	453 339
EQUITY AND LIABILITIES			
Equity			
Restricted equity			
Share capital		8 557	8 177
Statutory reserve		4 620	4 620
		13 177	12 797
Non-restricted equity			
Share premium reserve		640 924	573 439
Retained earnings		-267 255	-194 851
Income for the period		-105 126	-72 404
		268 544	306 184
Total equity		281 721	318 981
Non-current liabilities			
Other non-current liabilities		891	891
Total non-current liabilities		891	891
Current liabilities			
Short term borrowings	5	105 000	105 000
Trade payables		17 500	7 084
Liabilities to Credit institutions		40 000	-
Liabilities to group companies		285	247
Other current liabilities		1 594	1 566
Accrued expenses and prepaid income	2	21 488	19 569
Total Current liabilities		185 866	133 466
TOTAL EQUITY AND LIABILITIES		468 478	453 339
Contingent liabilities and pledged assets			
Contingent liabilities	6	-	-
Pledged assets	6	8 000	8 000

TSEK	2013 Feb-April		2013 Feb-April		2012/13 May-April		2012/13 May-April	
	According to previous reporting	Restatements	According to the Income statement	According to the Income statement	According to previous reporting	Restatements	According to the Income statement	According to the Income statement
Capitalized development cost	10 826	-2 078	8 748	8 748	48 635	-2 407	46 229	46 229
Other external expenses	-18 765	2 078	-16 686	-16 686	-64 916	2 407	-62 509	-62 509

Parent company balance sheet

TSEK	2013-04-30		2013-04-30		2012-05-01		2012-05-01	
	According to previous reporting	Restatements	According to the Balance sheet	According to the Balance sheet	According to previous reporting	Restatements	According to the Balance sheet	According to the Balance sheet
Assets								
Non-current assets								
Capitalized development cost	338 826	8 085	346 911	346 911	290 191	10 492	300 683	300 683
Total non-current assets	375 386	8 085	383 471	383 471	343 668	10 492	354 160	354 160
Total assets	445 253	8 085	453 339	453 339	349 863	10 492	360 355	360 355
Current liabilities								
Accrued expenses and prepaid income	11 484	8 085	19 569	19 569	6 180	10 492	16 671	16 671
Total current liabilities	125 381	8 085	133 466	133 466	60 274	10 492	70 766	70 766
Total equity and liabilities	445 253	8 085	453 339	453 339	349 863	10 492	360 355	360 355

Not 3 Taxes

The Group has accumulated losses carried forward amounting to TSEK 404 260 (300 546) and the Parent Company has similar amounting to TSEK 395 061 (290 988). Of the total losses carried forward for the Group, TSEK 17 881 (17 881) are restricted for use through group contributions. This limitation will end by the 2014 tax assessment. The future tax effect of these losses carried forward has not been marked with a value and no deferred tax asset has been considered in the Balance Sheet.

Note 4 Capitalized development cost

Capitalized development cost consists of the company's investments in clinical Phase III trials. The capitalization means that such costs are capitalized as an intangible asset. The accumulated assets per product candidate are disclosed below.

TSEK	2014-04-30	2013-04-30
Paclical	280 919	261 242
Paccal Vet-CA1	95 457	85 669
Total	376 376	346 911

Note 5 Transactions with related parties

No significant transactions with related parties have been performed in the fiscal year, other than remunerations to employees.

As of April 30, 2014 Oasmia had a credit facility of TSEK 40 000 (40 000) provided by the principal owner of the company, Alceco International SA. The interest rate on utilized credits is 5 %. As of April 30, 2014, this credit was completely unutilized (also as of April 30, 2013).

On April 30, 2014, Oasmia carried a loan from its second largest owner Nexttobe AB amounting to TSEK 105,000 (105 000). In November 2013 the loan was extended with one year and it is now due on December 31, 2014. In 2014, the loan carries an interest of 8.5 % which previously was 5 % interest. The interest will be paid when the loan is due. As of April 30, 2014 the accrued interest cost for the loan amounted to TSEK 11 511 (5 053).

Oasmia has in the fiscal year made a TSEK 80 (145) group contribution to the subsidiary Qdoxx Pharma AB, where TSEK 50 (30) was provided in the fourth quarter. Impairment of shares in Qdoxx amounting to TSEK 80 (145) have been made, corresponding to the group contributions, as the purpose of the group contributions was to cover losses in the subsidiary. The impairment of Participations in group companies is accounted for in the Parent company income statement on the line Result from participations in group companies.

Note 6 Contingent liabilities and Pledged assets

The parent company has made a floating charge of MSEK 8 to a bank as security for a MSEK 5 bank overdraft and limit for a MSEK 3 exchange derivative.

Note 7 Risk factors

The Group is subjected to a number of different risks through its business. By creating awareness of the risks involved in the activities these risks can be limited, controlled and managed and at the same time as business opportunities can be utilized to increase earnings. The risks to Oasmia's business activities are described in the Annual report for the fiscal year May 1 2012 – April 30 2013. No additional risks beyond those described therein have been judged significant.



The Board of Directors and CEO of Oasmia Pharmaceutical AB ensures that this Year-end report gives a correct overview of the Parent Company and Group activities, position and result and describes essential risks and uncertainty factors that the Parent Company and the companies that are part of the Group face.

Uppsala, June 5, 2014

Joel Citron, Chairman

Bo Cederstrand, Member

Prof. Dr. Horst Domdey, Member

Alexander Kotsinas, Member

Jan Lundberg, Member

Martin Nicklasson, Member

Julian Aleksov, Member and CEO

The information in this interim report is such that Oasmia Pharmaceutical (publ) must publish according to the code of trade in financial instruments. The information was delivered for publication on June 5, 2014 at 9.00.

This report has been prepared in both Swedish and English. In the event of any discrepancy in the content of the two versions, the Swedish version shall take precedence.

This report has not been reviewed by the company auditors.

Dividends

The Board of Directors does not intend to propose any dividends for the fiscal year May 1, 2013 – April 30, 2014.

Annual Report

The Annual Report will be published on August 21, 2013 and will be available on the company website www.oasmia.com. The Annual Report may also be requested from Oasmia Pharmaceutical AB by phone +46 18 50 54 40 or by e-mail info@oasmia.com

Annual General Meeting

The Annual General Meeting will be held on September 29, 2014 in the company offices in Uppsala. A notice for the Meeting is distributed four weeks before the Meeting at the latest. For more information, see the company website www.oasmia.com

COMPANY INFORMATION

Oasmia Pharmaceutical AB (publ)
Corp. Reg. No: 556332-667601
Domicile: Stockholm

Address and telephone number to the Main Office

Vallongatan 1
752 28 UPPSALA, SWEDEN
+46 18 50 54 40
www.oasmia.com
info@oasmia.com

Questions concerning the report are answered by:

Mikael Widell, Vice President Communications
Phone +46 70 311 99 60
E-mail: Mikael.Widell@oasmia.com

UPCOMING REPORT DATES

Annual report May 2013 – April 2014	2014-08-21
Interim report May – July 2014	2014-09-05
Interim report May – October 2014	2014-12-04
Interim report May 2014 – January 2015	2015-03-05
Year-end report May 2014 – April 2015	2015-06-04